



SmartScope

Multisensor Measurements for Manufacturing Professionals


SmartScope Flash

General Purpose Multisensor Measurement


SmartScope Flash™ systems are versatile “all-in-one” multisensor measuring systems built to handle a wide variety of measurement tasks. The Flash product line offers the largest range of XYZ machine travels, from 200x200x150 mm to 650x660x400 mm, as well as models with expansive XY travels up to 1500x1500 mm, to easily accommodate very large parts.

A 12:1 zoom metrology lens features exclusive AccuCentric® that auto-compensates itself after every magnification change. Flash offers a range of innovative illumination sources for video measurements. Substage profile light, coaxial surface light, and the SmartRing™ white LED oblique illuminator are standard on all Flash systems.

SmartScope Flash can be configured as an economical yet capable multisensor metrology system, with numerous combinations of touch probes, scanning probes, micro-probes, and lasers. SmartScope Flash systems are extremely popular, with thousands in service worldwide.




SmartScope Flash Benchtop Systems



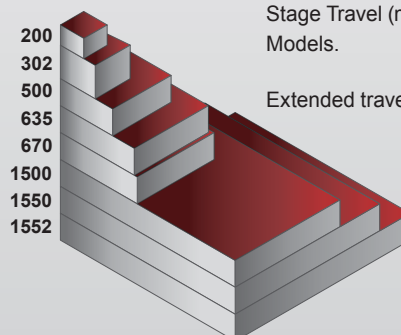
SmartScope Flash 200

- Benchtop, Elevating Bridge
- 200x200x150 mm
- Options: Touch Probe, Scanning Probe, TTL Laser, Feather Probe




SmartScope Flash 302

- Benchtop, Elevating Bridge
- 300x300x250 mm
- Options: Touch Probe, Scanning Probe, TTL Laser, Feather Probe



Stage Travel (mm) for all SmartScope Flash Models.

Extended travels available.



SmartScope Flash Floor Models




SmartScope Flash 500

- Floor Model, Fixed Bridge
- 500x450x200 mm, Ext Y 610 mm (opt), Ext Z 300 mm (opt)
- Options: Touch Probe, Scanning Probe, TTL or DRS Laser, Feather Probe, Rainbow Probe




SmartScope Flash 670

- Floor Model, Moving Bridge
- 650x660x200 mm, Ext Z 300 mm or 400 mm (opt)
- Options: Touch Probe, Scanning Probe, TTL or DRS Laser, Feather Probe, Rainbow Probe



SmartScope Flash 635

- Floor Model, Moving Bridge, Air-Bearing Y-axis
- 635x635x200 mm
- Options: Touch Probe, Scanning Probe, TTL or DRS Laser, Feather Probe, Rainbow Probe



SmartScope Flash 1500 | 1550 | 1552

- Floor Model, Moving Bridge
- 1500 Model: 900x1500x200 mm, 1550 Model: 1250x1500x 200 mm, 1552 Model: 1500x1500x200 mm,
- Options: Touch Probe, TTL or DRS Laser, Rainbow Probe*

* Subject to application review

SmartScope ZIP


Advanced Multisensor Performance

SmartScope ZIP® systems offer superior optical performance and a range of machine travels to deliver reliable performance. SmartScope ZIP features the proven performance of AccuCentric® auto-compensating 7:1 zoom optics.

SmartScope ZIP systems are available in a range of XYZ measurement volumes, from 300x150x200 mm to 800x820x300 mm. Multiple illumination sources – including monochromatic substage LED profile, white LED TTL surface, SmartRing™ white LED ring light, and optional Fiber Optic ring lights and the VuLight™ oblique illuminator are available to illuminate your toughest measurement challenges.

ZIP models excel at video measurement and multisensor versatility for the highest productivity.

ZIP HR 250 offers advanced image and illumination through a 5-megapixel monochrome digital camera and a programmable ring light (PRL) that provides the ability to automatically change the angle of incidence.



SmartScope ZIP Benchtop Systems




SmartScope ZIP 250

- Benchtop, Compound Stage
- 250x150x200 mm, Ext X 300 mm (opt)
- Options: Touch Probe, Scanning Probe, TTL or DRS Laser, Feather Probe, Rainbow Probe, TeleStar Probe



SmartScope ZIP HR 250

- Benchtop, Compound Stage
- 300x150x200 mm
- Options: Touch Probe, Scanning Probe, TTL Laser, TeleStar Probe



Stage Travel (mm) for all SmartScope ZIP Models.

Extended travels available.

All sizes reflect stage travel.




SmartScope ZIP Floor Models




SmartScope ZIP 300

- Floor Model, Compound Stage
- 300x300x200 mm, Ext Z 300 mm (opt)
- Options: Touch Probe, Scanning Probe, TTL or DRS Laser, Feather Probe, Rainbow Probe, TeleStar Probe



SmartScope ZIP 635

- Floor Model, Moving Bridge, Air-Bearing Y-axis
- 635x635x200 mm
- Options: Touch Probe, Scanning Probe, TTL or DRS Laser, Feather Probe, Rainbow Probe, TeleStar Probe



SmartScope ZIP 450

- Floor Model, Fixed Bridge
- 450x450x200 mm, Ext Y 610 mm (opt), Ext Z 300 mm (opt)
- Options: Touch Probe, Scanning Probe, TTL or DRS Laser, Feather Probe, Rainbow Probe, TeleStar Probe



SmartScope ZIP 800


- Floor Model, Fixed Bridge
- 800x820x200 mm, Ext Z 300 mm (opt)
- Options: Touch Probe, Scanning Probe, TTL or DRS Laser, Feather Probe, Rainbow Probe, TeleStar Probe

SmartScope Quest

The Ultimate Multisensor System

SmartScope Quest systems are designed to provide the best performance and the highest accuracy in three-dimensional multisensor measurement. Its exclusive TeleStar 10:1 zoom lens is completely telecentric and automatically calibrated throughout its zoom range, for distortion-free, high fidelity images. Generous working distances make it easy to measure large parts with machine travels from 300x150x200 mm to 790x815x400 mm. Multiple illumination sources, including substage profile light, coaxial surface light, and the SmartRing green LED oblique illuminator are standard on all Quest systems.

The combination of sensor tools offered by SmartScope Quest allows complete measurement of complex parts in a single setup to handle the toughest measurement challenges.




SmartScope Quest Benchtop Systems



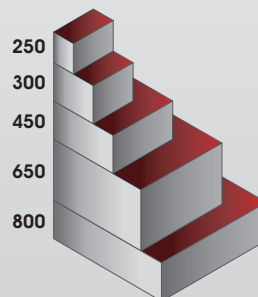
SmartScope Quest 250

- Benchtop, Compound Stage
- 300x150x200 mm
- Options: Touch Probe, Scanning Probe, TeleStar TTL or DRS Laser, Feather Probe, Rainbow Probe




SmartScope Quest 300

- Benchtop, Elevating Bridge, Air-Bearing Z-axis
- 300x300x250 mm
- Options: Touch Probe, Scanning Probe, TeleStar TTL Laser or Feather Probe



Stage Travel (mm) for all SmartScope Quest Models.

Extended travels available.




SmartScope Quest Floor Models



SmartScope Quest 450

- Floor Model, Fixed Bridge
- 450x450x250 mm, Ext Y 610 mm (opt), Ext Z 300 or 400 mm (opt)
- Options: Touch Probe, Scanning Probe, articulating probe head*, TeleStar TTL or DRS Laser, Feather Probe, Rainbow Probe



SmartScope Quest 800

- Floor Model, Fixed Bridge
- 790x815x300 mm, Ext Z 400 mm (opt)
- Options: Touch Probe, Scanning Probe, articulating probe head*, TeleStar TTL or DRS Laser, Feather Probe, Rainbow Probe



SmartScope Quest 650

- Floor Model, Fixed Bridge
- 610x660x400 mm
- Options: Touch Probe, Scanning Probe, articulating probe head, TeleStar TTL or DRS Laser, Feather Probe, Rainbow Probe

* Requires 400 mm Z axis


SmartScope SP

Optimum Scanning Probe Performance

SmartScope SP systems are high performance multisensor measurement systems. SmartScope SP systems are available in a range of XYZ machine travels, 300x300x200 mm to 650x660x300 mm.

SmartScope SP systems are designed for optimum scanning probe performance. Starting with a rigid base structure, the system mechanics are designed to optimize dynamic data acquisition critical to scanning probe performance. Most performance specifications for SP models are according to ISO 10360 standards. SmartScope SP optics combine a wide field objective lens, digital zoom, and 5-megapixel monochrome digital camera, providing a distortion-free 16 mm diagonal field of view at low zoom, with high resolution at high zoom. Careful design of both optics and illumination sources ensure accurate imaging at all zoom levels.

The optional TeleStar Plus Laser offers very long working distance with sub-micron resolution. The on-axis and through-the-lens design allows laser measurement over the full measuring range of the system.




SmartScope SP Systems



SmartScope SP 332

- Benchtop, Elevating Bridge, Air-Bearing Z-axis
- 300x300x250 mm
- Options: TeleStar TTL Laser




SmartScope SP 663

- Floor Model, Moving Bridge
- 650x660x300 mm
- Options: TeleStar TTL Laser



SmartScope SP 463

- Floor Model, Fixed Bridge
- 450x610x300 mm
- Options: TeleStar TTL Laser



Stage Travel (mm) for all SmartScope SP Models.

All sizes reflect stage travel.

SmartScope E-Series

Fully Automatic 3-Axis Video Measurement

SmartScope E-Series systems are fully automatic systems that set the standard for 3-axis video measurement performance.

The fixed lens IntelliCentric™ optical system with 6-megapixel color camera and digital zoom provide a high resolution image engineered for video edge detection metrology. All LED coaxial, substage profile, and SmartRing light illumination is standard.

Measure-X® metrology software provides powerful programming capability with an easy-to-use operator interface. From creating part measurement routines to operating a system in a production work environment, Measure-X metrology software offers power without intimidation and is the ideal choice for general-purpose video and multisensor metrology.

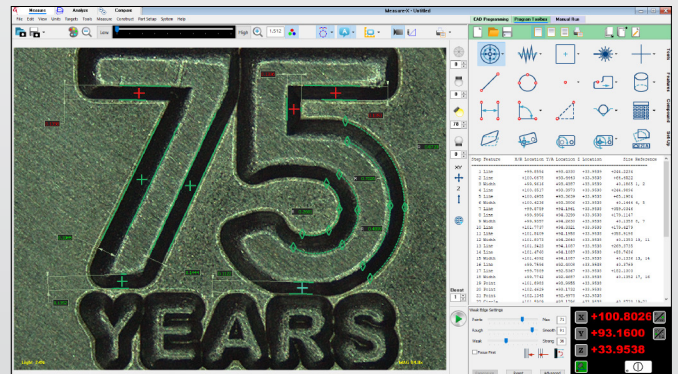


SmartScope E-Series Systems



SmartScope E7

- Benchtop, Compound Stage
- 250x150x200 mm, Ext X 300 mm (opt)
- Options: Touch Probe, DRS Laser



Full feature Measure-X metrology software offers 2D CAD program generation and general-purpose dimensional measurement with multisensor and rotary axis support.

A Size for Every Solution




Scan to see the SmartScope video

Additional Systems from OGP



Fusion™

Fusion systems are innovative multisensor measurement systems that combine a unique large field-of-view (LFOV) optical system with tactile and laser sensors to form a uniquely productive multisensor metrology system.



ShapeGrabber®

ShapeGrabber 3D Laser Scanning systems deliver fast, accurate and automated 3D measurement. The ShapeGrabber is ideal for measuring complex shapes such as molded plastics, castings, stampings, and machined parts and that are time-consuming, costly, and difficult to measure. Using multiple motion axes, ShapeGrabber laser scanners eliminate the need for software alignment and registration and ensure fast, accurate results.



FlexPoint™

FlexPoint floor model systems are true multisensor systems supporting tactile and non-contact sensors such as the SmartProbe® video probe and TeleStar interferometric laser all powered by ZONE3. The VersaFlex™* multisensor head offers up to three simultaneously available sensors on an articulating probe head. With several sensors simultaneously available, there is no down time while individual sensors are exchanged from a change rack, and no need to recalibrate each time a sensor is used.

*US Patent Number 10 222 207 B2



VersaFlex Articulating Sensor Array only available on FlexPoint Systems.

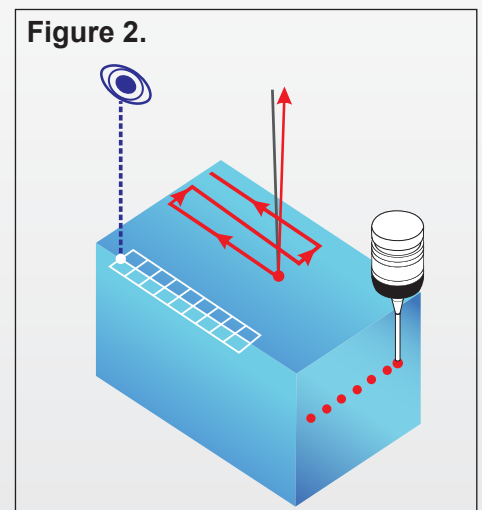
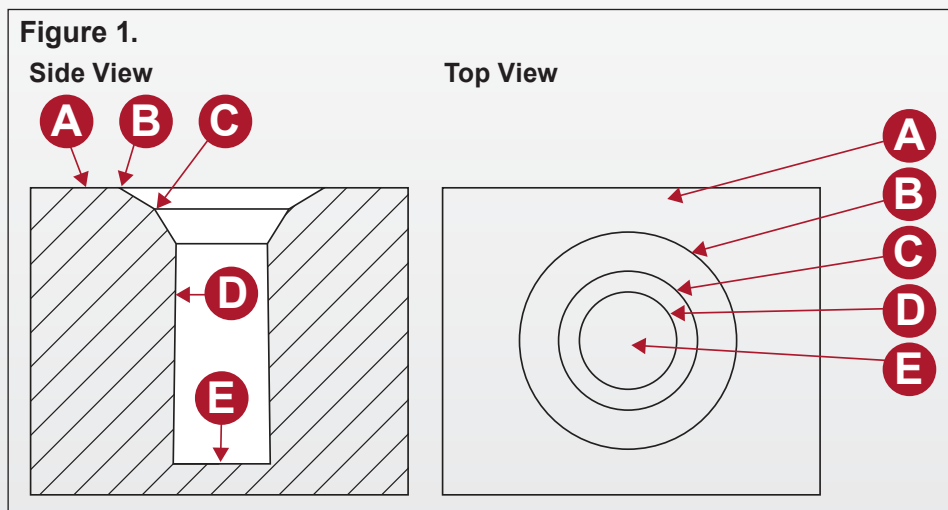
Why Multisensor?

Certain features are easier to measure with one sensor than another. For example, consider the features illustrated in Figure 1. Video can easily measure diameters B, C and D. However, to measure the surfaces between B, C and D with video would be difficult. A laser scan is the best tool for this measurement job because it can acquire data across surfaces, not just from edges. With its small spot size and rapid data acquisition speed, laser scans provide sufficient data points, so the resultant profiles can be analyzed with software to measure the angles of the chamfers.

Bore D presents a different type of measurement challenge. Video can measure the diameter at the top of the bore but will not be able to resolve possible variations in the walls of the bore. Nor can video tell if bore D is perpendicular to surface A. Laser scanning will not work either because D presents no surface to reflect the laser light. In this case, a touch probe is the right sensor. It can extend into the bore and acquire data points anywhere on bore D.




Finally, the bottom of the bore E, may be beyond the focus range of video or laser. A touch probe can reach the surface.

In Figure 2., Video sensors are fast and accurate. They are ideal for distinct edges as well as features too small or too malleable to probe. Laser sensors gather massive data and are ideal for surfaces, contours and profiles. Tactile sensors are best for features not accessible by optics or laser.



Multisensing provides complete 3D measurement data from a single measuring machine


Video, contact probes, laser and micro-probes combine for total part characterization, with better accuracy, in a fraction of the time it would take to do on separate measuring systems.



The SmartScope Multisensor Lineup


Video Sensors

Fast, non-contact video measurement provides high accuracy and repeatability for defined dimensions. ZONE3® software offers a wide variety of image analysis tools for feature detection, part orientation, and measurement for edges and surfaces.




Grid Projector

Systems are designed so the surface of the part can be in focus when the projected grid pattern is in focus. Mirror-polished and transparent parts have no surface structure to bring into focus. Grid Projector projects a contrast pattern on reflective surfaces for easy, accurate focus – even more on mirror polished metal.




Touch Probe (TP20/TP200)

Single point touch trigger probing extends the measurement versatility of the SmartScope system. A touch trigger probe measures features that are difficult to image, or surface boundaries that are inaccessible to optics. To increase versatility of a measurement system, add a 2, 4, or 6 position change rack to hold the most used probes.




Scanning Probe (SP25M)

Add continuous contact scanning capability to a SmartScope system with the SP25M scanning probe. Easy to use, simply select a start and end point and the scanning probe follows the part profile between those points. Both programming and measurement times are greatly reduced compared to single point probing. Add a 3 or 6 port change rack for automated changing of scanning modules and stylus holders.




Feather Probe™

Feather Probes use a specific sensing technology to determine when a resonating stylus has come close enough to a surface to dampen its resonance. This sensor can acquire a data point with only milligrams of force. Its small size makes it perfect for measuring micro-miniature or fragile components.




Articulating Probe Head (PH10M PLUS)

For the ultimate in probing flexibility use either a touch trigger or scanning probe with a PH10M PLUS articulating head. Available on SmartScope Quest™ 450, 650 and 800 models with 400 mm Z, the articulating head increases throughput by adding the capability of program-controlled probe re-orientation.




Triangulation Laser

Laser sensors excel at fast, and accurate Z-axis point acquisition. Use a laser for height, depth and planar measurements, or for surface profiling on complex curves and surfaces. Triangulation lasers are either through-the-lens or mounted in mechanical deployment mechanisms so they can be retracted when not in use.




TeleStar® Interferometric Sensors

TeleStar interferometric sensors measure by analyzing the interference of projected and reflected laser light. Long working distances and shallow return angles allow measurements deep inside bores and blind holes. TeleStar sensors may be through-the-lens (TTL) or off-axis (TeleStar Probe).



Rainbow Probe™

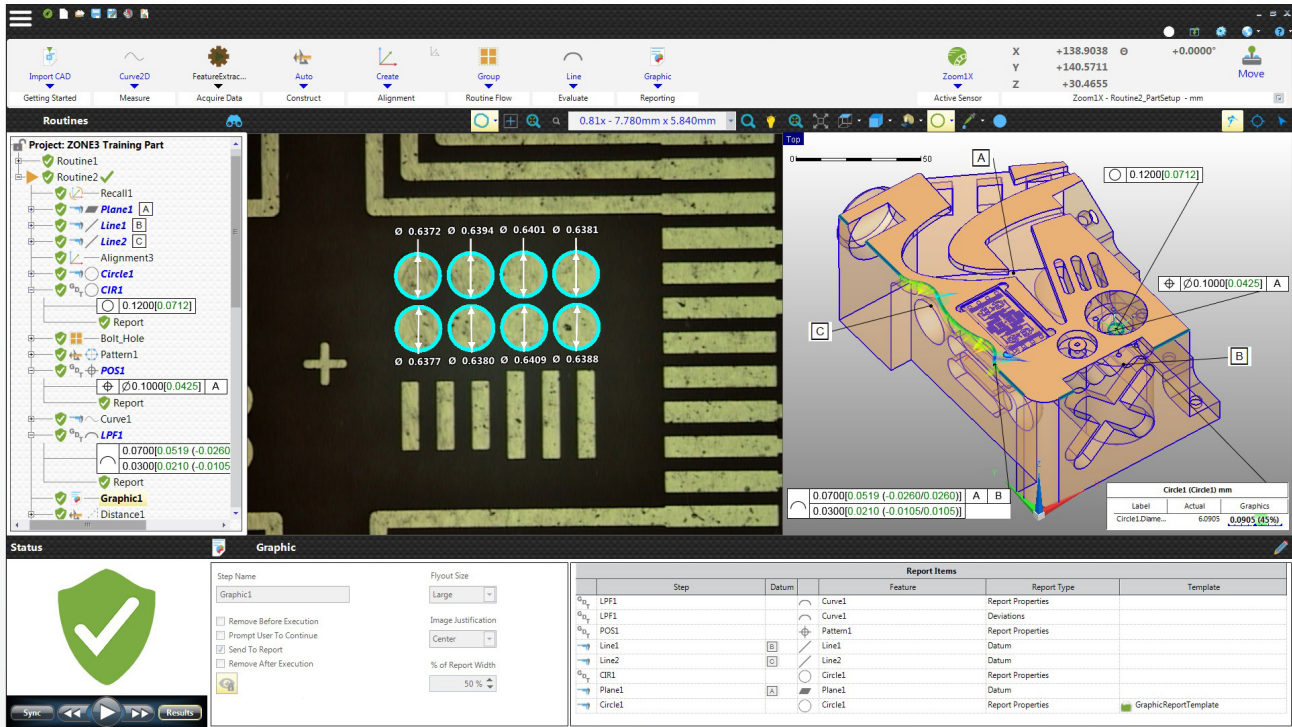
Chromatic white light sensors analyze the optical spectrum of reflected white light to measure surface height changes on transparent, translucent, fragile or liquid surfaces.



Rotary Indexers (4th & 5th Axis)

Symmetric parts and parts with important features on many sides can be fully characterized on a SmartScope system with a rotary indexer. Available with different capacities and resolutions, rotaries allow complete measurement in a single setup. Dual-axis rotaries, comprised of two rotaries mounted together, provides full 5-axis capabilities.





ZONE3 metrology software puts the power of OGP's 30+ years of multisensor experience into your measurement system for faster, easier and more productive measurements than ever before.

- **ZONE3 is fast.** Synchronous, full field image processing and high-speed cameras allow entire scenes to be measured instantly.
- **ZONE3 is capable.** Full multisensor capability, including scanning laser and scanning probe support, GD&T and custom scripting.
- **ZONE3 is easy to learn.** Regardless of which member of the ZONE3 family you use — Express, Prime, Pro or Offline — alignments, measurements and constructions are shown graphically in real time. The same procedures are used for all sensors. Learn one, you've learned them all.



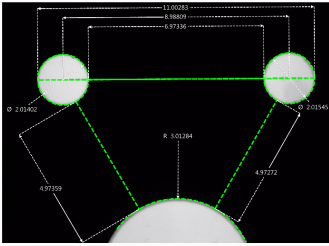
ZONE3 integrates seamlessly with other OGP metrology applications through the Portal. You can retain a library of MeasureMind® 3D and Measure-X routines and continue to run them from within their native applications, while taking advantage of new and advanced capabilities by adding ZONE3 to your SmartScope® multisensor system.

MeasureMind3D to ZONE3 Translator

ZONE3 offers a time-saving method to convert a MeasureMind3D routine into a ZONE3 project. You can open a MeasureMind3D routine file (.rtn) in ZONE3, examine the generated part routine consisting of converted steps, edit the steps as needed, and save the resulting ZONE3 project file (.qpf).



Manual Measurement




Use manual targets to make quick and easy walk-up measurements.

- No need to set up a part or import a CAD file.
- Manual measurements can be read directly off the DRO.

Use **FeatureExtractor** to automatically identify and measure features visible within the FOV.

- With one click, all prominent features are displayed as flyouts in the video window.
- Interactively hover over features to see relationships to other geometries.

Automatic Edge Analysis Tools

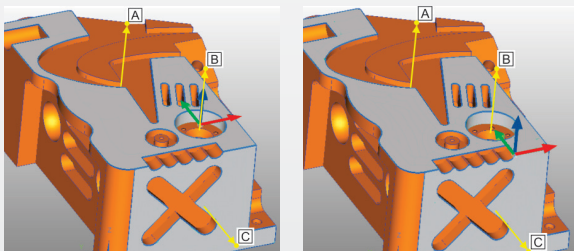


FeatureFinder™ enables you to measure practically any kind of edge quickly and easily. When you select an edge from the video image, it automatically finds the points along the selected geometric shape (line, arc or circle), performs all the edge analyses, and displays the measurements.

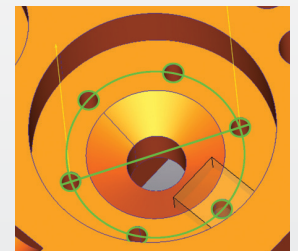
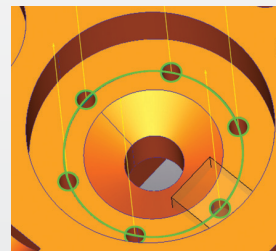
Parallel Processing combined with intelligent routine **Optimization** allows the simultaneous measurement of as many features as can be seen.

Visual Validation: Guiding You Through the Measurement Process

ZONE3 previews offer visual validation of each operation before it's executed. You get immediate visual feedback so common errors and unintended consequences are avoided.



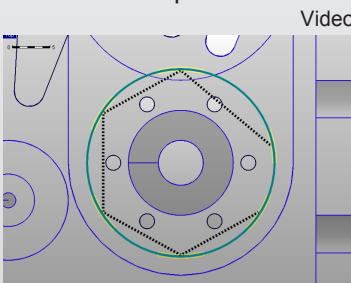
Two different outcomes based on the user's selection of Datums A-B-C (left), or A-C-B (right).



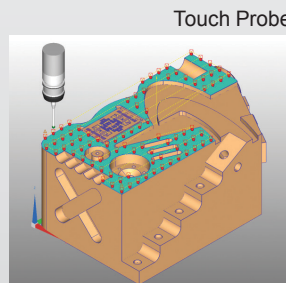
Constructions of bolt hole circle and maximum distance between two holes in that circle.

Path Generation

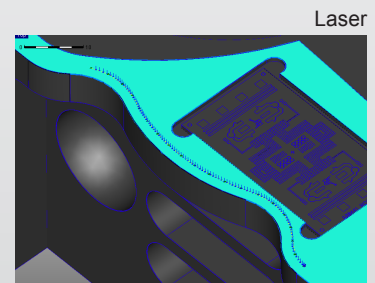
ZONE3 AutoPath uses CAD nominals to automatically create an optimal path for each measurement. AutoPath is fully multisensor capable. Use AutoPath with any sensor.



Video



Touch Probe



Laser

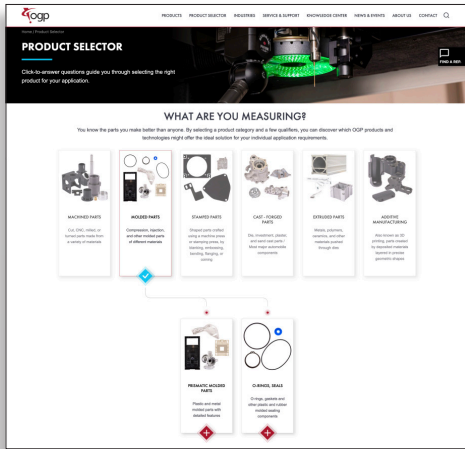
Reporting

- ZONE3 recognizes ASME Y14.5 and ISO 1101 standards for GD&T.
- Animated tolerance zones* allow you to visualize the specified tolerance condition.
- Specialized modules are available for Roughness, Gear, and Thread Evaluation
- Results can be output to PDF, Excel, or graphically to truly visualize the result.

*US Patent Number 8 793 097 B2

ADDITIONAL INFORMATION ABOUT OGP SYSTEMS

Explore a range of knowledge assets to help guide your research!



Product Selector

This self-guided selector assists customers in identifying OGP products as a solution to their unique measurement needs.

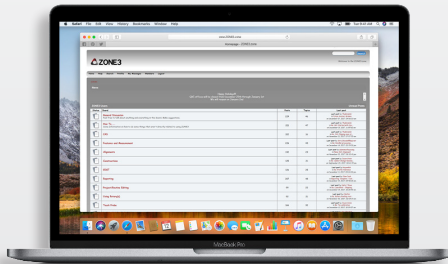
Customers select what kind of parts they manufacture, what size the parts are, and the tolerances they need to meet – the Product Selector suggests a featured system and other recommendations based on the customer’s input.



Knowledge Center

Find numerous white papers, case studies, tech reports and other educational material about dimensional metrology and OGP product solutions.

You can also quickly learn about OGP technology and solutions by watching product explainer videos.



ZONE3.zone


ZONE3.zone is the online community for ZONE3 users. Connect with fellow ZONE3 users and OGP Application Engineers to share metrology tips and get answers to your questions about ZONE3 features.



Find a Sales Rep

OGP Authorized Representatives are metrology specialists, qualified to evaluate your measurement requirements and recommend the solution that best fits your needs.

Your local representative is ready to help you with product details, demonstrations, training, or purchase information.



World Headquarters: Rochester, NY, USA • 585.544.0400 • www.ogpnet.com

OGP Shanghai Co, Ltd: Shanghai, China
86.21.5045.8383/8989 • www.smartscope.com.cn

OGP Messtechnik GmbH: Hofheim-Wallau, Germany
49.6122.9968.0 • www.ogpmesstechnik.de

Optical Gaging (S) Pte Ltd: Singapore • 65.6741.8880 • www.smartscope.com.sg